



# "JETT"

## SKYVIEW'S OFF TO THE RACES

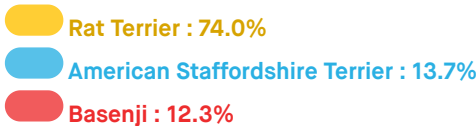


DNA Test Report

Test Date: June 30th, 2025

embk.me/skyviewsofftotheraces

### BREED ANCESTRY



### GENETIC STATS

Predicted adult weight: **31 lbs**  
Life stage: **Puppy**  
Based on your dog's date of birth provided.

### TEST DETAILS

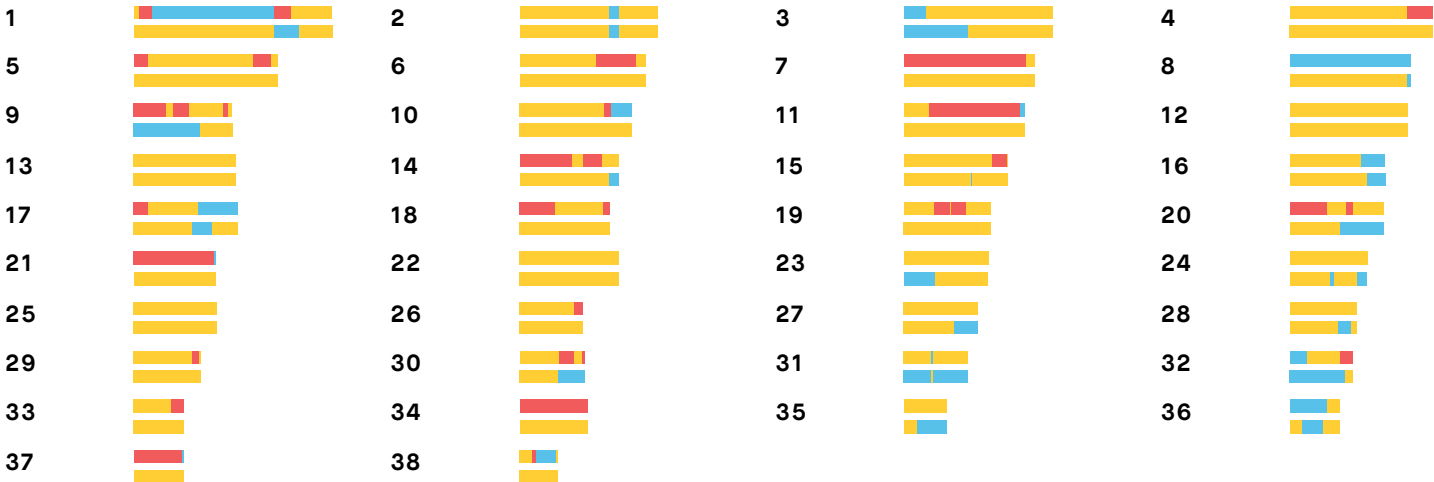
Kit number: EM-81275030  
Swab number: 31240711203101

### BREED ANCESTRY BY CHROMOSOME

Our advanced test identifies from where Jett inherited every part of the chromosome pairs in his genome.

Breed colors:

Rat Terrier    American Staffordshire Terrier    Basenji





"JETT"

## SKYVIEW'S OFF TO THE RACES



DNA Test Report

Test Date: June 30th, 2025

[embk.me/skyviewsofftotheraces](https://embk.me/skyviewsofftotheraces)

### RAT TERRIER



Members of the Rat Terrier dog breed are adorable little digging escape artists who are true terriers: feisty, funny, energetic, lively, vermin-chasing, and incapable of being boring. Stubborn as all get out, they are not big on pleasing people, but the people who love them laugh all the time. The Rat Terrier is the ideal farm dog that he was always intended to be. President Theodore Roosevelt is said to have given the breed its name after his own terrier had eradicated the rat infestation at the White House; clearly, the Rat Terrier excels as a public servant — as long as it's in his own best interest. He's an American tradition just like apple pie, but watch your plate or you may find you're missing dessert.

#### Fun Fact

The Rat Terrier was a common farm dog in the early 1900s, bred for catching barn rats in haystacks. Purportedly a rat terrier hold the record for most killed in a single infested barn: 2501 rats in 7 hours.

Registration:





**"JETT"**

## SKYVIEW'S OFF TO THE RACES




DNA Test Report

Test Date: June 30th, 2025

[embk.me/skyviewsofftotheraces](https://embk.me/skyviewsofftotheraces)

### AMERICAN STAFFORDSHIRE TERRIER



#### Fun Fact

It's been estimated that up to 20% of dogs in American shelters contain some American Staffordshire ancestry.

The American Staffordshire Terrier originated from the Staffordshire Bull Terrier, which was bred in Britain in the 19th century to be a fast and small fighting dog. They made their way to America in the late 19th century, coinciding with the rise in popularity of dogfighting. However, Americans preferred slightly larger dogs than the Staffordshire Bull Terrier, which led to the development of the American Staffordshire Terrier. This powerful breed's ability to be easily managed became a valued characteristic. Thankfully, this characteristic evolved into a sweet and trusting disposition around people. Eventually, the American Staffordshire was recognized by the AKC in 1936. Today, this breed is a playful and people-oriented dog. This is a stocky and muscular breed, possessing great strength, but it also portrays grace and elegance. The American Staffordshire has a short coat, requiring only weekly brushing, that appears either solid or with patches. These dogs are generally playful and friendly, showing affection to new people in the presence of their owner. On the other hand, American Staffordshire's can be aggressive towards strange dogs. Their protective nature may lead to aggression if they feel they, or their family, are being threatened. The American Staffordshire is an intelligent breed that can pick up training without much difficulty; however, they can be stubborn, so be sure to use a lot of positive reinforcement for good behavior. This lively breed currently ranks as the 77th most popular in the United States.

Registration:





**"JETT"**

## SKYVIEW'S OFF TO THE RACES




DNA Test Report

Test Date: June 30th, 2025

[embk.me/skyviewsofftotheraces](https://embk.me/skyviewsofftotheraces)

### **BASENJI**



The Basenji is widely known as the first dog; these little guys can be traced all the way back to Ancient Egypt! They have many unique qualities that separate them from the pack. The Basenji is very independent and requires a lot of patience when training. This is not a dog to trust off leash. They are very quiet fellows that will yodel instead of bark. Basenjis require little grooming due to their short coat and to the fact that they clean themselves like cats! While Basenjis make great apartment dogs, they still require a lot of exercise to prevent boredom. These dogs may require more training and patience than other breeds, but owners will tell you that these pups make fantastic household additions.

#### **Fun Fact**

Basenjis yodel because the unique shape of their larynx prevents them from barking.

Registration:





# "JETT"

## SKYVIEW'S OFF TO THE RACES

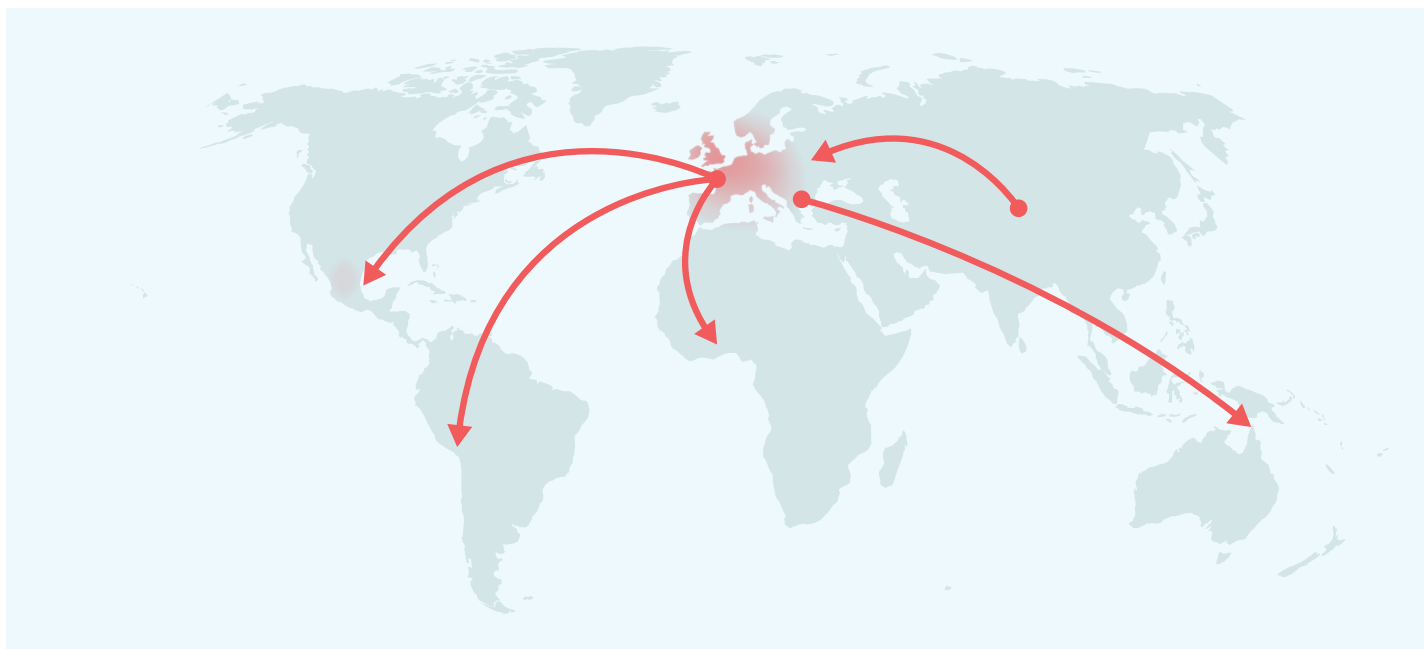


DNA Test Report

Test Date: June 30th, 2025

[embk.me/skyviewsofftotheraces](https://embk.me/skyviewsofftotheraces)

### MATERNAL LINE



Through Jett's mitochondrial DNA we can trace his mother's ancestry back to where dogs and people first became friends. This map helps you visualize the routes that his ancestors took to your home. Their story is described below the map.

#### HAPLOGROUP: A1b

This female lineage was very likely one of the original lineages in the wolves that were first domesticated into dogs in Central Asia about 15,000 years ago. Since then, the lineage has been very successful and travelled the globe! Dogs from this group are found in ancient Bronze Age fossils in the Middle East and southern Europe. By the end of the Bronze Age, it became exceedingly common in Europe. These dogs later became many of the dogs that started some of today's most popular breeds, like German Shepherds, Pugs, Whippets, English Sheepdogs and Miniature Schnauzers. During the period of European colonization, the lineage became even more widespread as European dogs followed their owners to far-flung places like South America and Oceania. It's now found in many popular breeds as well as village dogs across the world!

#### HAPLOTYPE: A289

Part of the large A1b haplogroup, we have detected this haplotype most commonly in Standard Schnauzers, Rat Terriers, and Bullmastiffs.



# "JETT"

## SKYVIEW'S OFF TO THE RACES



DNA Test Report

Test Date: June 30th, 2025

[embk.me/skyviewsofftotheraces](https://embk.me/skyviewsofftotheraces)

### PATERNAL LINE



Through Jett's Y chromosome we can trace his father's ancestry back to where dogs and people first became friends. This map helps you visualize the routes that his ancestors took to your home. Their story is described below the map.

#### HAPLOGROUP: A1a

Some of the wolves that became the original dogs in Central Asia around 15,000 years ago came from this long and distinguished line of male dogs. After domestication, they followed their humans from Asia to Europe and then didn't stop there. They took root in Europe, eventually becoming the dogs that founded the Vizsla breed 1,000 years ago. The Vizsla is a Central European hunting dog, and all male Vizslas descend from this line. During the Age of Exploration, like their owners, these pooches went by the philosophy, "Have sail, will travel!" From the windy plains of Patagonia to the snug and homey towns of the American Midwest, the beaches of a Pacific paradise, and the broad expanse of the Australian outback, these dogs followed their masters to the outposts of empires. Whether through good fortune or superior genetics, dogs from the A1a lineage traveled the globe and took root across the world. Now you find village dogs from this line frolicking on Polynesian beaches, hanging out in villages across the

#### HAPLOTYPE: H1a.59

Part of the A1a haplogroup, this haplotype occurs most frequently in European village dogs.

Registration: N/A





"JETT"

## SKYVIEW'S OFF TO THE RACES



DNA Test Report

Test Date: June 30th, 2025

[embk.me/skyviewsofftotheraces](https://embk.me/skyviewsofftotheraces)

### TRAITS: COAT COLOR

TRAIT	RESULT
-------	--------

#### E Locus (MC1R)

The E Locus determines if and where a dog can produce dark (black or brown) hair. Dogs with two copies of the recessive **e** variant do not produce dark hairs and will express a red pigment called pheomelanin over their entire body. The shade of red, which can range from a deep copper to white, depends on other genetic factors, including the Intensity loci. In addition to determining if a dog can develop dark hairs, the E Locus can give a dog a black "mask" or "widow's peak" unless the dog has overriding coat color genetic factors.

Can have a melanistic mask (**E<sup>m</sup>E**)

Dogs with one or two copies of the **E<sup>m</sup>** variant may have a melanistic mask (dark facial hair as commonly seen in the German Shepherd Dog and Pug). In the absence of **E<sup>m</sup>**, dogs with the **E<sup>g</sup>** variant can have a "grizzle" phenotype (darker color on the head and top with a melanistic "widow's peak" and a lighter underside, commonly seen in the Afghan Hound and Borzoi and also referred to as "domino"). In the absence of both **E<sup>m</sup>** and **E** variants, dogs with the **E<sup>a</sup>** or **E<sup>h</sup>** variants can express the grizzle phenotype. Additionally, a dog with any combination of two of the **E<sup>g</sup>**, **E<sup>a</sup>**, or **E<sup>h</sup>** variants (example: **E<sup>g</sup>E<sup>a</sup>**) is also expected to express the grizzle phenotype.

#### K Locus (CBD103)

The K Locus **K<sup>B</sup>** allele "overrides" the A Locus, meaning that it prevents the A Locus genotype from affecting coat color. For this reason, the **K<sup>B</sup>** allele is referred to as the "dominant black" allele. As a result, dogs with at least one **K<sup>B</sup>** allele will usually have solid black or brown coats (or red/cream coats if they are **ee** at the E Locus) regardless of their genotype at the A Locus, although several other genes could impact the dog's coat and cause other patterns, such as white spotting. Dogs with the **k<sup>Y</sup>k<sup>Y</sup>** genotype will show a coat color pattern based on the genotype they have at the A Locus. Dogs who test as **K<sup>B</sup>k<sup>Y</sup>** may be brindle rather than black or brown.

More likely to have a mostly solid black or brown coat (**K<sup>B</sup>k<sup>Y</sup>**)

Registration:





# "JETT"

## SKYVIEW'S OFF TO THE RACES



DNA Test Report

Test Date: June 30th, 2025

[embk.me/skyviewsofftotheraces](https://embk.me/skyviewsofftotheraces)

## TRAITS: COAT COLOR (CONTINUED)

TRAIT	RESULT
-------	--------

### Intensity Loci

Areas of a dog's coat where dark (black or brown) pigment is not expressed either contain red/yellow pigment, or no pigment at all. Five locations across five chromosomes explain approximately 70% of red pigmentation "intensity" variation across all dogs. Dogs with a result of **Intense Red Pigmentation** will likely have deep red hair like an Irish Setter or "apricot" hair like some Poodles, dogs with a result of **Intermediate Red Pigmentation** will likely have tan or yellow hair like a Soft-Coated Wheaten Terrier, and dogs with **Dilute Red Pigmentation** will likely have cream or white hair like a Samoyed. Because the mutations we test may not directly cause differences in red pigmentation intensity, we consider this to be a linkage test.

**No impact on coat pattern (Intermediate Red Pigmentation)**

### A Locus (ASIP)

The A Locus controls switching between black and red pigment in hair cells, but it will only be expressed in dogs that are not **ee** at the E Locus and are **k<sup>Y</sup>k<sup>Y</sup>** at the K Locus. Sable (also called "Fawn") dogs have a mostly or entirely red coat with some interspersed black hairs. Agouti (also called "Wolf Sable") dogs have red hairs with black tips, mostly on their head and back. Black and tan dogs are mostly black or brown with lighter patches on their cheeks, eyebrows, chest, and legs. Recessive black dogs have solid-colored black or brown coats.

**Not expressed (a<sup>t</sup>a<sup>t</sup>)**

### D Locus (MLPH)

The D locus result that we report is determined by three different genetic variants that can work together to cause diluted pigmentation. These are the common **d** allele, also known as "**d1**", and the less common alleles known as "**d2**" and "**d3**". Dogs with two **d** alleles, regardless of which variant, will have all black pigment lightened ("diluted") to gray, or brown pigment lightened to lighter brown in their hair, skin, and sometimes eyes. There are many breed-specific names for these dilute colors, such as "blue", "charcoal", "fawn", "silver", and "Isabella". Note that in certain breeds, dilute dogs have a higher incidence of Color Dilution Alopecia. Dogs with one **d** allele will not be dilute, but can pass the **d** allele on to their puppies.

**Dark areas of hair and skin are not lightened (DD)**

Registration:







# "JETT"

## SKYVIEW'S OFF TO THE RACES



DNA Test Report

Test Date: June 30th, 2025

[embk.me/skyviewsofftotheraces](https://embk.me/skyviewsofftotheraces)

### TRAITS: COAT COLOR (CONTINUED)

TRAIT	RESULT
-------	--------

#### Cocoa (HPS3)

Dogs with the **coco** genotype will produce dark brown pigment instead of black in both their hair and skin. Dogs with the **Nco** genotype will produce black pigment, but can pass the **co** allele on to their puppies. Dogs that have the **coco** genotype as well as the **bb** genotype at the B locus are generally a lighter brown than dogs that have the **Bb** or **BB** genotypes at the B locus.

No co alleles, not expressed (NN)

#### B Locus (TYRP1)

Dogs with two copies of the **b** allele produce brown pigment instead of black in both their hair and skin. Dogs with one copy of the **b** allele will produce black pigment, but can pass the **b** allele on to their puppies. E Locus **ee** dogs that carry two **b** alleles will have red or cream coats, but have brown noses, eye rims, and footpads (sometimes referred to as "Dudley Nose" in Labrador Retrievers). "Liver" or "chocolate" is the preferred color term for brown in most breeds; in the Doberman Pinscher it is referred to as "red".

Black or gray hair and skin (BB)

#### Saddle Tan (RALY)

The "Saddle Tan" pattern causes the black hairs to recede into a "saddle" shape on the back, leaving a tan face, legs, and belly, as a dog ages. The Saddle Tan pattern is characteristic of breeds like the Corgi, Beagle, and German Shepherd. Dogs that have the **II** genotype at this locus are more likely to be mostly black with tan points on the eyebrows, muzzle, and legs as commonly seen in the Doberman Pinscher and the Rottweiler. This gene modifies the A Locus **a<sup>t</sup>** allele, so dogs that do not express **a<sup>t</sup>** are not influenced by this gene.

Not expressed (II)

#### S Locus (MITF)

The S Locus determines white spotting and pigment distribution. MITF controls where pigment is produced, and an insertion in the MITF gene causes a loss of pigment in the coat and skin, resulting in white hair and/or pink skin. Dogs with two copies of this variant will likely have breed-dependent white patterning, with a nearly white, parti, or piebald coat. Dogs with one copy of this variant will have more limited white spotting and may be considered flash, parti or piebald. This MITF variant does not explain all white spotting patterns in dogs and other variants are currently being researched. Some dogs may have small amounts of white on the paws, chest, face, or tail regardless of their S Locus genotype.

Likely solid colored, but may have small amounts of white (Ssp)



# "JETT"

## SKYVIEW'S OFF TO THE RACES



DNA Test Report

Test Date: June 30th, 2025

[embk.me/skyviewsofftotheraces](https://embk.me/skyviewsofftotheraces)

### TRAITS: COAT COLOR (CONTINUED)

TRAIT	RESULT
-------	--------

#### M Locus (PMEL)

Merle coat patterning is common to several dog breeds including the Australian Shepherd, Catahoula Leopard Dog, and Shetland Sheepdog, among many others. Merle arises from an unstable SINE insertion (which we term the "M\*" allele) that disrupts activity of the pigmentary gene PMEL, leading to mottled or patchy coat color. Dogs with an **M\*m** result are likely to be phenotypically merle or could be "non-expressing" merle, meaning that the merle pattern is very subtle or not at all evident in their coat. Dogs with an **M\*M\*** result are likely to be phenotypically merle or double merle. Dogs with an **mm** result have no merle alleles and are unlikely to have a merle coat pattern.

No merle alleles (mm)

Note that Embark does not currently distinguish between the recently described cryptic, atypical, atypical+, classic, and harlequin merle alleles. Our merle test only detects the presence, but not the length of the SINE insertion. We do not recommend making breeding decisions on this result alone. Please pursue further testing for allelic distinction prior to breeding decisions.

#### R Locus (USH2A)

The R Locus regulates the presence or absence of the roan coat color pattern. Partial duplication of the USH2A gene is strongly associated with this coat pattern. Dogs with at least one **R** allele will likely have roaning on otherwise uniformly unpigmented white areas. Roan appears in white areas controlled by the S Locus but not in other white or cream areas created by other loci, such as the E Locus with **ee** along with Dilute Red Pigmentation by I Locus (for example, in Samoyeds). Mechanisms for controlling the extent of roaning are currently unknown, and roaning can appear in a uniform or non-uniform pattern. Further, non-uniform roaning may appear as ticked, and not obviously roan. The roan pattern can appear with or without ticking.

Likely no impact on coat pattern (rr)

#### H Locus (Harlequin)

This pattern is recognized in Great Danes and causes dogs to have a white coat with patches of darker pigment. A dog with an **Hh** result will be harlequin if they are also **M\*m** or **M\*M\*** at the M Locus and are not **ee** at the E locus. Dogs with a result of **hh** will not be harlequin. This trait is thought to be homozygous lethal; a living dog with an **HH** genotype has never been found.

No harlequin alleles (hh)



"JETT"

## SKYVIEW'S OFF TO THE RACES



DNA Test Report

Test Date: June 30th, 2025

[embk.me/skyviewsofftotheraces](https://embk.me/skyviewsofftotheraces)

### TRAITS: COAT COLOR (CONTINUED)

TRAIT	RESULT
<p><b>Panda White Spotting</b></p> <p>Panda White Spotting originated in a line of German Shepherd Dogs and causes a mostly symmetrical white spotting of the head and/or body. This is a dominant variant of the KIT gene, which has a role in pigmentation.</p> <p>Dogs with one copy of the I allele will exhibit this white spotting. Dogs with two copies of the I allele have never been observed, as two copies of the variant is suspected to be lethal to the developing embryo. Dogs with the <b>NN</b> result will not exhibit white spotting due to this variant.</p>	<p><b>Not expected to display Panda pattern (NN)</b></p>

Registration:





"JETT"

## SKYVIEW'S OFF TO THE RACES



DNA Test Report

Test Date: June 30th, 2025

[embk.me/skyviewsofftotheraces](https://embk.me/skyviewsofftotheraces)

### TRAITS: OTHER COAT TRAITS

TRAIT	RESULT
<p><b>Furnishings (RSP02)</b></p> <p>Dogs with one or two copies of the <b>F</b> allele have "furnishings": the mustache, beard, and eyebrows characteristic of breeds like the Schnauzer, Scottish Terrier, and Wire Haired Dachshund. A dog with two <b>I</b> alleles will not have furnishings, which is sometimes called an "improper coat" in breeds where furnishings are part of the breed standard. The mutation is a genetic insertion which we measure indirectly using a linkage test highly correlated with the insertion.</p>	<p><b>Likely unfurnished (no mustache, beard, and/or eyebrows) (II)</b></p>

Registration:





# "JETT"

## SKYVIEW'S OFF TO THE RACES



DNA Test Report

Test Date: June 30th, 2025

[embk.me/skyviewsofftotheraces](https://embk.me/skyviewsofftotheraces)

### TRAITS: OTHER COAT TRAITS (CONTINUED)

TRAIT	RESULT
-------	--------

#### Coat Length (FGF5)

The FGF5 gene affects hair length in many species, including cats, dogs, mice, and humans. In dogs, an **Lh** allele confers a long, silky hair coat across many breeds, including Yorkshire Terriers, Cocker Spaniels, and Golden Retrievers, while the **Sh** allele causes a shorter coat, as seen in the Boxer or the American Staffordshire Terrier. In certain breeds, such as the Pembroke Welsh Corgi and French Bulldog, the long haircoat is described as "fluffy". The coat length determined by FGF5, as reported by us, is influenced by four genetic variants that work together to promote long hair.

The most common of these is the **Lh1** variant (G/T, CanFam3.1, chr32, g.4509367) and the less common ones are **Lh2** (C/T, CanFam3.1, chr32, g.4528639), **Lh3** (16bp deletion, CanFam3.1, chr32, g.4528616), and **Lh4** (GG insertion, CanFam3.1, chr32, g.4528621). The FGF5\_Lh1 variant is found across many dog breeds. The less common alleles, FGF5\_Lh2, have been found in the Akita, Samoyed, and Siberian Husky, FGF5\_Lh3 have been found in the Eurasier, and FGF5\_Lh4 have been found in the Afghan Hound, Eurasier, and French Bulldog.

**Likely short or mid-length coat (ShSh)**

The **Lh** alleles have a recessive mode of inheritance, meaning that two copies of the **Lh** alleles are required to have long hair. The presence of two Lh alleles at any of these FGF5 loci is expected to result in long hair. One copy each of **Lh1** and **Lh2** have been found in Samoyeds, one copy each of **Lh1** and **Lh3** have been found in Eurasiers, and one copy each of **Lh1** and **Lh4** have been found in the Afghan Hounds and Eurasiers.

Interestingly, the Lh3 variant, a 16 base pair deletion, encompasses the Lh4 variant (GG insertion). The presence of one or two copies of Lh3 influences the outcome at the Lh4 locus. When two copies of Lh3 are present, there will be no reportable result for the FGF5\_Lh4 locus. With one copy of Lh3, Lh4 can have either one copy of the variant allele or the normal allele. The overall FGF5 result remains unaffected by this.

Registration:





# "JETT"

## SKYVIEW'S OFF TO THE RACES



DNA Test Report

Test Date: June 30th, 2025

[embk.me/skyviewsofftotheraces](https://embk.me/skyviewsofftotheraces)

### TRAITS: OTHER COAT TRAITS (CONTINUED)

TRAIT	RESULT
-------	--------

#### Shedding (MC5R)

Dogs with at least one copy of the ancestral **C** allele, like many Labradors and German Shepherd Dogs, are heavy or seasonal shedders, while those with two copies of the **T** allele, including many Boxers, Shih Tzus and Chihuahuas, tend to be lighter shedders. Dogs with furnished/wire-haired coats caused by RSP02 (the furnishings gene) tend to be low shedders regardless of their genotype at this gene.

**Likely light shedding (TT)**

#### Coat Texture (KRT71)

Dogs with a long coat and at least one copy of the **T** allele have a wavy or curly coat characteristic of Poodles and Bichon Frises. Dogs with two copies of the ancestral **C** allele are likely to have a straight coat, but there are other factors that can cause a curly coat, for example if they at least one **F** allele for the Furnishings (RSP02) gene then they are likely to have a curly coat. Dogs with short coats may carry one or two copies of the **T** allele but still have straight coats.

**Likely straight coat (CC)**

#### Hairlessness (FOXI3)

A duplication in the FOXI3 gene causes hairlessness over most of the body as well as changes in tooth shape and number. This mutation occurs in Peruvian Inca Orchid, Xoloitzcuintli (Mexican Hairless), and Chinese Crested (other hairless breeds have different mutations). Dogs with the **NDup** genotype are likely to be hairless while dogs with the **NN** genotype are likely to have a normal coat. The **DupDup** genotype has never been observed, suggesting that dogs with that genotype cannot survive to birth. Please note that this is a linkage test, so it may not be as predictive as direct tests of the mutation in some lines.

**Very unlikely to be hairless (NN)**

#### Hairlessness (SGK3)

Hairlessness in the American Hairless Terrier arises from a mutation in the SGK3 gene. Dogs with the **DD** result are likely to be hairless. Dogs with the **ND** genotype will have a normal coat, but can pass the **D** variant on to their offspring.

**Very unlikely to be hairless (NN)**



"JETT"

## SKYVIEW'S OFF TO THE RACES



DNA Test Report

Test Date: June 30th, 2025

[embk.me/skyviewsofftotheraces](https://embk.me/skyviewsofftotheraces)

### TRAITS: OTHER COAT TRAITS (CONTINUED)

TRAIT	RESULT
-------	--------

#### Oculocutaneous Albinism Type 2 (SLC45A2)

Dogs with two copies **DD** of this deletion in the SLC45A2 gene have oculocutaneous albinism (OCA), also known as Doberman Z Factor Albinism, a recessive condition characterized by severely reduced or absent pigment in the eyes, skin, and hair. Affected dogs sometimes suffer from vision problems due to lack of eye pigment (which helps direct and absorb ambient light) and are prone to sunburn. Dogs with a single copy of the deletion **ND** will not be affected but can pass the mutation on to their offspring. This particular mutation can be traced back to a single white Doberman Pinscher born in 1976, and it has only been observed in dogs descended from this individual. Please note that this is a linkage test, so it may not be as predictive as direct tests of the mutation in some lines.

Likely not albino (NN)

Registration:





# "JETT"

## SKYVIEW'S OFF TO THE RACES



DNA Test Report

Test Date: June 30th, 2025

[embk.me/skyviewsofftotheraces](https://embk.me/skyviewsofftotheraces)

## TRAITS: OTHER BODY FEATURES

TRAIT	RESULT
-------	--------

### Muzzle Length (BMP3)

Dogs in medium-length muzzle (mesocephalic) breeds like Staffordshire Terriers and Labradors, and long muzzle (dolichocephalic) breeds like Whippet and Collie have one, or more commonly two, copies of the ancestral **C** allele. Dogs in many short-length muzzle (brachycephalic) breeds such as the English Bulldog, Pug, and Pekingese have two copies of the derived **A** allele. At least five different genes affect muzzle length in dogs, with BMP3 being the only one with a known causal mutation. For example, the skull shape of some breeds, including the dolichocephalic Scottish Terrier or the brachycephalic Japanese Chin, appear to be caused by other genes. Thus, dogs may have short or long muzzles due to other genetic factors that are not yet known to science.

**Likely medium or long muzzle (CC)**

### Tail Length (T)

Whereas most dogs have two **C** alleles and a long tail, dogs with one **G** allele are likely to have a bobtail, which is an unusually short or absent tail. This mutation causes natural bobtail in many breeds including the Pembroke Welsh Corgi, the Australian Shepherd, and the Brittany Spaniel. Dogs with **GG** genotypes have not been observed, suggesting that dogs with the **GG** genotype do not survive to birth. Please note that this mutation does not explain every natural bobtail! While certain lineages of Boston Terrier, English Bulldog, Rottweiler, Miniature Schnauzer, Cavalier King Charles Spaniel, and Parson Russell Terrier, and Dobermans are born with a natural bobtail, these breeds do not have this mutation. This suggests that other unknown genetic mutations can also lead to a natural bobtail.

**Likely normal-length tail (CC)**

### Hind Dewclaws (LMBR1)

Common in certain breeds such as the Saint Bernard, hind dewclaws are extra, nonfunctional digits located midway between a dog's paw and hock. Dogs with at least one copy of the **T** allele have about a 50% chance of having hind dewclaws. Note that other (currently unknown to science) mutations can also cause hind dewclaws, so some **CC** or **TC** dogs will have hind dewclaws.

**Unlikely to have hind dew claws (CC)**





# "JETT"

## SKYVIEW'S OFF TO THE RACES



DNA Test Report

Test Date: June 30th, 2025

[embk.me/skyviewsofftotheraces](https://embk.me/skyviewsofftotheraces)

### TRAITS: OTHER BODY FEATURES (CONTINUED)

TRAIT	RESULT
-------	--------

#### Chondrodysplasia (Chr. 18 FGF4 Retrogene)

Dogs with one or two copies of the **I** allele will exhibit a short-legged trait known as chondrodysplasia (CDPA). CDPA is a breed-defining characteristic of many breeds exhibiting the "short-legged, long-bodied" appearance known as disproportionate dwarfism, including the corgi, dachshund and basset hound. The impact of the **I** allele on leg length is additive. Therefore, dogs with the **II** result display the largest reduction in leg length. Dogs with the **NI** genotype will have an intermediate leg length, while dogs with the **NN** result will not exhibit leg shortening due to this variant. Breeds that display disproportionate dwarfism also frequently inherit a genetic variant known as the chondrodystrophy (CDDY) variant. The CDDY variant also shortens legs (in a less significant amount than CDPA) but, secondarily, increases the risk of Type I Intervertebral Disc Disease (IVDD). Test results for CDDY are listed in this dog's health testing results under "Intervertebral Disc Disease (Type I)". In contrast, the CDPA variant has NOT been shown to increase the risk of IVDD.

Not indicative of  
chondrodysplasia  
(normal leg length)  
(NN)

#### Blue Eye Color (ALX4)

Embark researchers discovered this large duplication associated with blue eyes in Arctic breeds like Siberian Husky as well as tri-colored (non-merle) Australian Shepherds. Dogs with at least one copy of the duplication (**Dup**) are more likely to have at least one blue eye. Some dogs with the duplication may have only one blue eye (complete heterochromia) or may not have blue eyes at all; nevertheless, they can still pass the duplication and the trait to their offspring. **NN** dogs do not carry this duplication, but may have blue eyes due to other factors, such as merle. Please note that this is a linkage test, so it may not be as predictive as direct tests of the mutation in some lines.

Less likely to have blue  
eyes (NN)

#### Back Muscling & Bulk, Large Breed (ACSL4)

The **T** allele is associated with heavy muscling along the back and trunk in characteristically "bulky" large-breed dogs including the Saint Bernard, Bernese Mountain Dog, Greater Swiss Mountain Dog, and Rottweiler. The "bulky" **T** allele is absent from leaner shaped large breed dogs like the Great Dane, Irish Wolfhound, and Scottish Deerhound, which are fixed for the ancestral **C** allele. Note that this mutation does not seem to affect muscling in small or even mid-sized dog breeds with notable back muscling, including the American Staffordshire Terrier, Boston Terrier, and the English Bulldog.

Likely normal muscling  
(CC)



"JETT"

SKYVIEW'S OFF TO THE RACES



DNA Test Report

Test Date: June 30th, 2025

[embk.me/skyviewsofftotheraces](https://embk.me/skyviewsofftotheraces)

TRAITS: BODY SIZE

TRAIT	RESULT
<b>Body Size (IGF1)</b> The <b>I</b> allele is associated with smaller body size.	<b>Smaller (II)</b>
<b>Body Size (IGFR1)</b> The <b>A</b> allele is associated with smaller body size.	<b>Larger (GG)</b>
<b>Body Size (STC2)</b> The <b>A</b> allele is associated with smaller body size.	<b>Intermediate (TA)</b>
<b>Body Size (GHR - E191K)</b> The <b>A</b> allele is associated with smaller body size.	<b>Larger (GG)</b>
<b>Body Size (GHR - P177L)</b> The <b>T</b> allele is associated with smaller body size.	<b>Larger (CC)</b>

Registration:





# "JETT"

## SKYVIEW'S OFF TO THE RACES



DNA Test Report

Test Date: June 30th, 2025

[embk.me/skyviewsofftotheraces](https://embk.me/skyviewsofftotheraces)

### TRAITS: PERFORMANCE

TRAIT	RESULT
-------	--------

#### Altitude Adaptation (EPAS1)

This mutation causes dogs to be especially tolerant of low oxygen environments (hypoxia), such as those found at high elevations. Dogs with at least one **A** allele are less susceptible to "altitude sickness." This mutation was originally identified in breeds from high altitude areas such as the Tibetan Mastiff.

**Normal altitude  
tolerance (GG)**

#### Appetite (POMC)

This mutation in the POMC gene is found primarily in Labrador and Flat Coated Retrievers. Compared to dogs with no copies of the mutation (**NN**), dogs with one (**ND**) or two (**DD**) copies of the mutation are more likely to have high food motivation, which can cause them to eat excessively, have higher body fat percentage, and be more prone to obesity. Read more about the genetics of POMC, and learn how you can contribute to research, in our blog post (<https://embarkvet.com/resources/blog/pomc-dogs/>). We measure this result using a linkage test.

**Normal food  
motivation (NN)**

Registration:





# "JETT"

## SKYVIEW'S OFF TO THE RACES



DNA Test Report

Test Date: June 30th, 2025

[embk.me/skyviewsofftotheraces](https://embk.me/skyviewsofftotheraces)

## HEALTH REPORT

### How to interpret Jett's genetic health results:

If Jett inherited any of the variants that we tested, they will be listed at the top of the Health Report section, along with a description of how to interpret this result. We also include all of the variants that we tested Jett for that we did not detect the risk variant for.

### A genetic test is not a diagnosis

This genetic test does not diagnose a disease. Please talk to your vet about your dog's genetic results, or if you think that your pet may have a health condition or disease.

### Summary

Of the 274 genetic health risks we analyzed, we found 2 results that you should learn about.

#### Notable results (2)

Hypocatalasia, Acatalasemia

Methemoglobinemia

#### Clear results

Breed-relevant (10)

Other (261)



"JETT"

SKYVIEW'S OFF TO THE RACES



DNA Test Report

Test Date: June 30th, 2025

embk.me/skyviewsofftotheraces

BREED-RELEVANT RESULTS

Research studies indicate that these results are more relevant to dogs like Jett, and may influence his chances of developing certain health conditions.

✓ Congenital Hypothyroidism (TPO, Rat, Toy, Hairless Terrier Variant)	Clear
✓ Fanconi Syndrome (FAN1, Basenji Variant)	Clear
✓ L-2-Hydroxyglutaricaciduria, L2HGA (L2HGDH, Staffordshire Bull Terrier Variant)	Clear
✓ Neuronal Ceroid Lipofuscinosis, Cerebellar Ataxia, NCL4A (ARSG Exon 2, American Staffordshire Terrier Variant)	Clear
✓ Primary Lens Luxation (ADAMTS17)	Clear
✓ Progressive Retinal Atrophy (SAG)	Clear
✓ Progressive Retinal Atrophy, crd1 (PDE6B, American Staffordshire Terrier Variant)	Clear
✓ Pyruvate Kinase Deficiency (PKLR Exon 5, Basenji Variant)	Clear
✓ Spinocerebellar Ataxia with Myokymia and/or Seizures (KCNJ10)	Clear
✓ Urate Kidney & Bladder Stones (SLC2A9)	Clear
Mast Cell Tumor	No result

Registration: N/A





# "JETT"

## SKYVIEW'S OFF TO THE RACES





















DNA Test Report

Test Date: June 30th, 2025

[embk.me/skyviewsofftotheraces](https://embk.me/skyviewsofftotheraces)

### OTHER RESULTS

Research has not yet linked these conditions to dogs with similar breeds to Jett. Review any increased risk or notable results to understand his potential risk and recommendations.

 Hypocatalasia, Acatalasemia (CAT)	Notable
 Methemoglobinemia (CYB5R3)	Notable
 2-DHA Kidney & Bladder Stones (APRT)	Clear
 Acral Mutilation Syndrome (GDNF-AS, Spaniel and Pointer Variant)	Clear
 Alaskan Husky Encephalopathy (SLC19A3)	Clear
 Alaskan Malamute Polyneuropathy, AMPN (NDRG1 SNP)	Clear
 Alexander Disease (GFAP)	Clear
 ALT Activity (GPT)	Clear
 Anhidrotic Ectodermal Dysplasia (EDA Intron 8)	Clear
 Autosomal Dominant Progressive Retinal Atrophy (RHO)	Clear
 Bald Thigh Syndrome (IGFBP5)	Clear
 Bernard-Soulier Syndrome, BSS (GP9, Cocker Spaniel Variant)	Clear
 Bully Whippet Syndrome (MSTN)	Clear
 Canine Elliptocytosis (SPTB Exon 30)	Clear
 Canine Fucosidosis (FUCA1)	Clear
 Canine Leukocyte Adhesion Deficiency Type I, CLAD I (ITGB2, Setter Variant)	Clear
 Canine Leukocyte Adhesion Deficiency Type III, CLAD III (FERMT3, German Shepherd Variant)	Clear
 Canine Multifocal Retinopathy, cmr1 (BEST1 Exon 2)	Clear

Registration: N/A





# "JETT"

## SKYVIEW'S OFF TO THE RACES



DNA Test Report

Test Date: June 30th, 2025

[embk.me/skyviewsofftotheraces](https://embk.me/skyviewsofftotheraces)

### OTHER RESULTS

✓ Canine Multifocal Retinopathy, cmr2 (BEST1 Exon 5, Coton de Tulear Variant)	Clear
✓ Canine Multifocal Retinopathy, cmr3 (BEST1 Exon 10 Deletion, Finnish and Swedish Lapphund, Lapponian Herder Variant)	Clear
✓ Canine Multiple System Degeneration (SERAC1 Exon 4, Chinese Crested Variant)	Clear
✓ Canine Multiple System Degeneration (SERAC1 Exon 15, Kerry Blue Terrier Variant)	Clear
✓ Cardiomyopathy and Juvenile Mortality (YARS2)	Clear
✓ Centronuclear Myopathy, CNM (PTPLA)	Clear
✓ Cerebellar Hypoplasia (VLDLR, Eurasier Variant)	Clear
✓ Chondrodysplasia (ITGA10, Norwegian Elkhound and Karelian Bear Dog Variant)	Clear
✓ Cleft Lip and/or Cleft Palate (ADAMTS20, Nova Scotia Duck Tolling Retriever Variant)	Clear
✓ Cleft Palate, CP1 (DLX6 intron 2, Nova Scotia Duck Tolling Retriever Variant)	Clear
✓ Cobalamin Malabsorption (CUBN Exon 8, Beagle Variant)	Clear
✓ Cobalamin Malabsorption (CUBN Exon 53, Border Collie Variant)	Clear
✓ Collie Eye Anomaly (NHEJ1)	Clear
✓ Complement 3 Deficiency, C3 Deficiency (C3)	Clear
✓ Congenital Cornification Disorder (NSDHL, Chihuahua Variant)	Clear
✓ Congenital Dyserythropoietic Anemia and Polymyopathy (EHPB1L1, Labrador Retriever Variant)	Clear
✓ Congenital Hypothyroidism (TPO, Tenterfield Terrier Variant)	Clear
✓ Congenital Hypothyroidism with Goiter (TPO Intron 13, French Bulldog Variant)	Clear

Registration: N/A





# "JETT"

## SKYVIEW'S OFF TO THE RACES



DNA Test Report

Test Date: June 30th, 2025

[embk.me/skyviewsofftotheraces](https://embk.me/skyviewsofftotheraces)

### OTHER RESULTS

✓ Congenital Hypothyroidism with Goiter (SLC5A5, Shih Tzu Variant)	Clear
✓ Congenital Macrothrombocytopenia (TUBB1 Exon 1, Cairn and Norfolk Terrier Variant)	Clear
✓ Congenital Muscular Dystrophy (LAMA2, Italian Greyhound)	Clear
✓ Congenital Myasthenic Syndrome, CMS (COLQ, Labrador Retriever Variant)	Clear
✓ Congenital Myasthenic Syndrome, CMS (COLQ, Golden Retriever Variant)	Clear
✓ Congenital Myasthenic Syndrome, CMS (CHAT, Old Danish Pointing Dog Variant)	Clear
✓ Congenital Myasthenic Syndrome, CMS (CHRNE, Jack Russell Terrier Variant)	Clear
✓ Congenital Stationary Night Blindness (LRIT3, Beagle Variant)	Clear
✓ Congenital Stationary Night Blindness (RPE65, Briard Variant)	Clear
✓ Copper Toxicosis (Accumulating) (ATP7B)	Clear
✓ Copper Toxicosis (Attenuating) (ATP7A, Labrador Retriever)	Clear
✓ Copper Toxicosis (Attenuating) (RETN, Labrador Retriever)	Clear
✓ Craniomandibular Osteopathy, CMO (SLC37A2)	Clear
✓ Craniomandibular Osteopathy, CMO (SLC37A2 Intron 16, Basset Hound Variant)	Clear
✓ Cystinuria Type I-A (SLC3A1, Newfoundland Variant)	Clear
✓ Cystinuria Type II-A (SLC3A1, Australian Cattle Dog Variant)	Clear
✓ Cystinuria Type II-B (SLC7A9, Miniature Pinscher Variant)	Clear
✓ Darier Disease (ATP2A2, Irish Terrier Variant)	Clear

Registration: N/A







# "JETT"

## SKYVIEW'S OFF TO THE RACES



DNA Test Report

Test Date: June 30th, 2025

[embk.me/skyviewsofftotheraces](https://embk.me/skyviewsofftotheraces)

### OTHER RESULTS

✓ Day Blindness (CNGB3 Deletion, Alaskan Malamute Variant)	Clear
✓ Day Blindness (CNGB3 Exon 7, German Shepherd Variant)	Clear
✓ Day Blindness (CNGB3 Exon 7, Labrador Retriever Variant)	Clear
✓ Day Blindness (CNGB3 Exon 6, German Shorthaired Pointer Variant)	Clear
✓ Deafness and Vestibular Syndrome of Dobermans, DVDob, DINGS (MYO7A)	Clear
✓ Degenerative Myelopathy, DM (SOD1A)	Clear
✓ Demyelinating Polyneuropathy (SBF2/MTRM13)	Clear
✓ Dental-Skeletal-Retinal Anomaly (MIA3, Cane Corso Variant)	Clear
✓ Diffuse Cystic Renal Dysplasia and Hepatic Fibrosis (INPP5E Intron 9, Norwich Terrier Variant)	Clear
✓ Dilated Cardiomyopathy, DCM (RBM20, Schnauzer Variant)	Clear
✓ Dilated Cardiomyopathy, DCM1 (PDK4, Doberman Pinscher Variant 1)	Clear
✓ Dilated Cardiomyopathy, DCM2 (TTN, Doberman Pinscher Variant 2)	Clear
✓ Disproportionate Dwarfism (PRKG2, Dogo Argentino Variant)	Clear
✓ Dry Eye Curly Coat Syndrome (FAM83H Exon 5)	Clear
✓ Dystrophic Epidermolysis Bullosa (COL7A1, Central Asian Shepherd Dog Variant)	Clear
✓ Dystrophic Epidermolysis Bullosa (COL7A1, Golden Retriever Variant)	Clear
✓ Early Bilateral Deafness (LOXHD1 Exon 38, Rottweiler Variant)	Clear
✓ Early Onset Adult Deafness, EOAD (EPS8L2 Deletion, Rhodesian Ridgeback Variant)	Clear

Registration: N/A





# "JETT"

## SKYVIEW'S OFF TO THE RACES



DNA Test Report

Test Date: June 30th, 2025

[embk.me/skyviewsofftotheraces](https://embk.me/skyviewsofftotheraces)

### OTHER RESULTS

✓ Early Onset Cerebellar Ataxia (SEL1L, Finnish Hound Variant)	Clear
✓ Ehlers Danlos (ADAMTS2, Doberman Pinscher Variant)	Clear
✓ Ehlers-Danlos Syndrome (EDS) (COL5A1, Labrador Retriever Variant)	Clear
✓ Enamel Hypoplasia (ENAM Deletion, Italian Greyhound Variant)	Clear
✓ Enamel Hypoplasia (ENAM SNP, Parson Russell Terrier Variant)	Clear
✓ Episodic Falling Syndrome (BCAN)	Clear
✓ Exercise-Induced Collapse, EIC (DNM1)	Clear
✓ Factor VII Deficiency (F7 Exon 5)	Clear
✓ Factor XI Deficiency (F11 Exon 7, Kerry Blue Terrier Variant)	Clear
✓ Familial Nephropathy (COL4A4 Exon 3, Cocker Spaniel Variant)	Clear
✓ Familial Nephropathy (COL4A4 Exon 30, English Springer Spaniel Variant)	Clear
✓ Fetal-Onset Neonatal Neuroaxonal Dystrophy (MFN2, Giant Schnauzer Variant)	Clear
✓ Glanzmann's Thrombasthenia Type I (ITGA2B Exon 13, Great Pyrenees Variant)	Clear
✓ Glanzmann's Thrombasthenia Type I (ITGA2B Exon 12, Otterhound Variant)	Clear
✓ Globoid Cell Leukodystrophy, Krabbe disease (GALC Exon 5, Terrier Variant)	Clear
✓ Glycogen Storage Disease Type IA, Von Gierke Disease, GSD IA (G6PC1, German Pinscher Variant)	Clear
✓ Glycogen Storage Disease Type IA, Von Gierke Disease, GSD IA (G6PC, Maltese Variant)	Clear
✓ Glycogen Storage Disease Type IIIA, GSD IIIA (AGL, Curly Coated Retriever Variant)	Clear

Registration: N/A





# "JETT"

## SKYVIEW'S OFF TO THE RACES



DNA Test Report

Test Date: June 30th, 2025

[embk.me/skyviewsofftotheraces](https://embk.me/skyviewsofftotheraces)

### OTHER RESULTS

✓ Glycogen storage disease Type VII, Phosphofructokinase Deficiency, PFK Deficiency (PFKM, Whippet and English Springer Spaniel Variant)	Clear
✓ Glycogen storage disease Type VII, Phosphofructokinase Deficiency, PFK Deficiency (PFKM, Wachtelhund Variant)	Clear
✓ GM1 Gangliosidosis (GLB1 Exon 2, Portuguese Water Dog Variant)	Clear
✓ GM1 Gangliosidosis (GLB1 Exon 15, Shiba Inu Variant)	Clear
✓ GM1 Gangliosidosis (GLB1 Exon 15, Alaskan Husky Variant)	Clear
✓ GM2 Gangliosidosis (HEXA, Japanese Chin Variant)	Clear
✓ GM2 Gangliosidosis (HEXB, Poodle Variant)	Clear
✓ Golden Retriever Progressive Retinal Atrophy 1, GR-PRA1 (SLC4A3)	Clear
✓ Golden Retriever Progressive Retinal Atrophy 2, GR-PRA2 (TTC8)	Clear
✓ Goniodysgenesis and Glaucoma, Pectinate Ligament Dysplasia, PLD (OLFM3)	Clear
✓ Hemophilia A (F8 Exon 11, German Shepherd Variant 1)	Clear
✓ Hemophilia A (F8 Exon 1, German Shepherd Variant 2)	Clear
✓ Hemophilia A (F8 Exon 10, Boxer Variant)	Clear
✓ Hemophilia B (F9 Exon 7, Terrier Variant)	Clear
✓ Hemophilia B (F9 Exon 7, Rhodesian Ridgeback Variant)	Clear
✓ Hereditary Ataxia (PNPLA8, Australian Shepherd Variant)	Clear
✓ Hereditary Ataxia, Cerebellar Degeneration (RAB24, Old English Sheepdog and Gordon Setter Variant)	Clear
✓ Hereditary Cataracts (HSF4 Exon 9, Australian Shepherd Variant)	Clear

Registration: N/A





# "JETT"

## SKYVIEW'S OFF TO THE RACES



DNA Test Report

Test Date: June 30th, 2025

[embk.me/skyviewsofftotheraces](https://embk.me/skyviewsofftotheraces)

### OTHER RESULTS

✓ Hereditary Cataracts (FYCO1, Wirehaired Pointing Griffon Variant)	Clear
✓ Hereditary Cerebellar Ataxia (SELENOP, Belgian Shepherd Variant)	Clear
✓ Hereditary Footpad Hyperkeratosis (FAM83G, Terrier and Kromfohrlander Variant)	Clear
✓ Hereditary Footpad Hyperkeratosis (DSG1, Rottweiler Variant)	Clear
✓ Hereditary Nasal Parakeratosis (SUV39H2 Intron 4, Greyhound Variant)	Clear
✓ Hereditary Nasal Parakeratosis, HNPk (SUV39H2)	Clear
✓ Hereditary Vitamin D-Resistant Rickets (VDR)	Clear
✓ Hypomyelination and Tremors (FNIP2, Weimaraner Variant)	Clear
✓ Hypophosphatasia (ALPL Exon 9, Karelian Bear Dog Variant)	Clear
✓ Ichthyosis (NIPAL4, American Bulldog Variant)	Clear
✓ Ichthyosis (ASPRV1 Exon 2, German Shepherd Variant)	Clear
✓ Ichthyosis (SLC27A4, Great Dane Variant)	Clear
✓ Ichthyosis, Epidermolytic Hyperkeratosis (KRT10, Terrier Variant)	Clear
✓ Ichthyosis, ICH1 (PNPLA1, Golden Retriever Variant)	Clear
✓ Ichthyosis, ICH2 (ABHD5, Golden Retriever Variant)	Clear
✓ Inflammatory Myopathy (SLC25A12)	Clear
✓ Inherited Myopathy of Great Danes (BIN1)	Clear
✓ Inherited Selected Cobalamin Malabsorption with Proteinuria (CUBN, Komondor Variant)	Clear

Registration: N/A





# "JETT"

## SKYVIEW'S OFF TO THE RACES



DNA Test Report

Test Date: June 30th, 2025

[embk.me/skyviewsoffttotheraces](https://embk.me/skyviewsoffttotheraces)

### OTHER RESULTS

✓ Intervertebral Disc Disease (Type I) (FGF4 retrogene - CFA12)	Clear
✓ Intestinal Lipid Malabsorption (ACSL5, Australian Kelpie)	Clear
✓ Junctional Epidermolysis Bullosa (LAMA3 Exon 66, Australian Cattle Dog Variant)	Clear
✓ Junctional Epidermolysis Bullosa (LAMB3 Exon 11, Australian Shepherd Variant)	Clear
✓ Juvenile Epilepsy (LGI2)	Clear
✓ Juvenile Laryngeal Paralysis and Polyneuropathy (RAB3GAP1, Rottweiler Variant)	Clear
✓ Juvenile Myoclonic Epilepsy (DIRAS1)	Clear
✓ Lagotto Storage Disease (ATG4D)	Clear
✓ Laryngeal Paralysis (RAPGEF6, Miniature Bull Terrier Variant)	Clear
✓ Laryngeal Paralysis and Polyneuropathy (CNTNAP1, Leonberger, Saint Bernard, and Labrador Retriever variant)	Clear
✓ Late Onset Spinocerebellar Ataxia (CAPN1)	Clear
✓ Late-Onset Neuronal Ceroid Lipofuscinosis, NCL 12 (ATP13A2, Australian Cattle Dog Variant)	Clear
✓ Leonberger Polyneuropathy 1 (LPN1, ARHGEF10)	Clear
✓ Leonberger Polyneuropathy 2 (GJA9)	Clear
✓ Lethal Acrodermatitis, LAD (MKLN1)	Clear
✓ Leukodystrophy (TSEN54 Exon 5, Standard Schnauzer Variant)	Clear
✓ Ligneous Membranitis, LM (PLG)	Clear
✓ Limb Girdle Muscular Dystrophy (SGCD, Boston Terrier Variant)	Clear

Registration: N/A





# "JETT"

## SKYVIEW'S OFF TO THE RACES



DNA Test Report

Test Date: June 30th, 2025

[embk.me/skyviewsofftotheraces](https://embk.me/skyviewsofftotheraces)

### OTHER RESULTS

✓ Limb-Girdle Muscular Dystrophy 2D (SGCA Exon 3, Miniature Dachshund Variant)	Clear
✓ Long QT Syndrome (KCNQ1)	Clear
✓ Lundehund Syndrome (LEPREL1)	Clear
✓ Macular Corneal Dystrophy, MCD (CHST6)	Clear
✓ Malignant Hyperthermia (RYR1)	Clear
✓ May-Hegglin Anomaly (MYH9)	Clear
✓ MDR1 Drug Sensitivity (ABCB1)	Clear
✓ Medium-Chain Acyl-CoA Dehydrogenase Deficiency, MCADD (ACADM, Cavalier King Charles Spaniel Variant)	Clear
✓ Methemoglobinemia (CYB5R3, Pit Bull Terrier Variant)	Clear
✓ Microphthalmia (RBP4 Exon 2, Soft Coated Wheaten Terrier Variant)	Clear
✓ Mucopolysaccharidosis IIIB, Sanfilippo Syndrome Type B, MPS IIIB (NAGLU, Schipperke Variant)	Clear
✓ Mucopolysaccharidosis Type IIIA, Sanfilippo Syndrome Type A, MPS IIIA (SGSH Exon 6, Dachshund Variant)	Clear
✓ Mucopolysaccharidosis Type IIIA, Sanfilippo Syndrome Type A, MPS IIIA (SGSH Exon 6, New Zealand Huntaway Variant)	Clear
✓ Mucopolysaccharidosis Type VI, Maroteaux-Lamy Syndrome, MPS VI (ARSB Exon 5, Miniature Pinscher Variant)	Clear
✓ Mucopolysaccharidosis Type VII, Sly Syndrome, MPS VII (GUSB Exon 3, German Shepherd Variant)	Clear
✓ Mucopolysaccharidosis Type VII, Sly Syndrome, MPS VII (GUSB Exon 5, Terrier Brasileiro Variant)	Clear
✓ Muscular Dystrophy (DMD, Cavalier King Charles Spaniel Variant 1)	Clear
✓ Muscular Dystrophy (DMD, Golden Retriever Variant)	Clear



# "JETT"

## SKYVIEW'S OFF TO THE RACES



DNA Test Report

Test Date: June 30th, 2025

[embk.me/skyviewsofftotheraces](https://embk.me/skyviewsofftotheraces)

### OTHER RESULTS

✓ Muscular Dystrophy-Dystroglycanopathy (LARGE1, Labrador Retriever Variant)	Clear
✓ Musladin-Lueke Syndrome, MLS (ADAMTSL2)	Clear
✓ Myasthenia Gravis-Like Syndrome (CHRNE, Heideterrier Variant)	Clear
✓ Myotonia Congenita (CLCN1 Exon 23, Australian Cattle Dog Variant)	Clear
✓ Myotonia Congenita (CLCN1 Exon 19, Labrador Retriever Variant)	Clear
✓ Myotonia Congenita (CLCN1 Exon 7, Miniature Schnauzer Variant)	Clear
✓ Narcolepsy (HCRTR2 Exon 1, Dachshund Variant)	Clear
✓ Narcolepsy (HCRTR2 Intron 4, Doberman Pinscher Variant)	Clear
✓ Narcolepsy (HCRTR2 Intron 6, Labrador Retriever Variant)	Clear
✓ Nemaline Myopathy (NEB, American Bulldog Variant)	Clear
✓ Neonatal Cerebellar Cortical Degeneration (SPTBN2, Beagle Variant)	Clear
✓ Neonatal Encephalopathy with Seizures, NEWS (ATF2)	Clear
✓ Neonatal Interstitial Lung Disease (LAMP3)	Clear
✓ Neuroaxonal Dystrophy, NAD (VPS11, Rottweiler Variant)	Clear
✓ Neuroaxonal Dystrophy, NAD (TECPR2, Spanish Water Dog Variant)	Clear
✓ Neuronal Ceroid Lipofuscinosis 1, NCL 1 (PPT1 Exon 8, Dachshund Variant 1)	Clear
✓ Neuronal Ceroid Lipofuscinosis 10, NCL 10 (CTSD Exon 5, American Bulldog Variant)	Clear
✓ Neuronal Ceroid Lipofuscinosis 2, NCL 2 (TPP1 Exon 4, Dachshund Variant 2)	Clear

Registration: N/A





# "JETT"

## SKYVIEW'S OFF TO THE RACES



DNA Test Report

Test Date: June 30th, 2025

[embk.me/skyviewsofftotheraces](https://embk.me/skyviewsofftotheraces)

### OTHER RESULTS

✓ Neuronal Ceroid Lipofuscinosis 5, NCL 5 (CLN5 Exon 4 SNP, Border Collie Variant)	Clear
✓ Neuronal Ceroid Lipofuscinosis 5, NCL 5 (CLN5 Exon 4 Deletion, Golden Retriever Variant)	Clear
✓ Neuronal Ceroid Lipofuscinosis 6, NCL 6 (CLN6 Exon 7, Australian Shepherd Variant)	Clear
✓ Neuronal Ceroid Lipofuscinosis 7, NCL 7 (MFSD8, Chihuahua and Chinese Crested Variant)	Clear
✓ Neuronal Ceroid Lipofuscinosis 8, NCL 8 (CLN8, Australian Shepherd Variant)	Clear
✓ Neuronal Ceroid Lipofuscinosis 8, NCL 8 (CLN8 Exon 2, English Setter Variant)	Clear
✓ Neuronal Ceroid Lipofuscinosis 8, NCL 8 (CLN8 Insertion, Saluki Variant)	Clear
✓ Oculocutaneous Albinism, OCA (SLC45A2 Exon 6, Bullmastiff Variant)	Clear
✓ Oculocutaneous Albinism, OCA (SLC45A2, Small Breed Variant)	Clear
✓ Oculoskeletal Dysplasia 2 (COL9A2, Samoyed Variant)	Clear
✓ Osteochondrodysplasia (SLC13A1, Poodle Variant)	Clear
✓ Osteogenesis Imperfecta (COL1A2, Beagle Variant)	Clear
✓ Osteogenesis Imperfecta (SERPINH1, Dachshund Variant)	Clear
✓ Osteogenesis Imperfecta (COL1A1, Golden Retriever Variant)	Clear
✓ P2Y12 Receptor Platelet Disorder (P2Y12)	Clear
✓ Pachyonychia Congenita (KRT16, Dogue de Bordeaux Variant)	Clear
✓ Paroxysmal Dyskinesia, PxD (PIGN)	Clear
✓ Persistent Mullerian Duct Syndrome, PMDS (AMHR2)	Clear

Registration: N/A







# "JETT"

## SKYVIEW'S OFF TO THE RACES



DNA Test Report

Test Date: June 30th, 2025

[embk.me/skyviewsofftotheraces](https://embk.me/skyviewsofftotheraces)

### OTHER RESULTS

✔ Pituitary Dwarfism (POU1F1 Intron 4, Karelian Bear Dog Variant)	Clear
✔ Platelet Factor X Receptor Deficiency, Scott Syndrome (TMEM16F)	Clear
✔ Polycystic Kidney Disease, PKD (PKD1)	Clear
✔ Pompe's Disease (GAA, Finnish and Swedish Lapphund, Lapponian Herder Variant)	Clear
✔ Prekallikrein Deficiency (KLKB1 Exon 8)	Clear
✔ Primary Ciliary Dyskinesia, PCD (NME5, Alaskan Malamute Variant)	Clear
✔ Primary Ciliary Dyskinesia, PCD (STK36, Australian Shepherd Variant)	Clear
✔ Primary Ciliary Dyskinesia, PCD (CCDC39 Exon 3, Old English Sheepdog Variant)	Clear
✔ Primary Hyperoxaluria (AGXT)	Clear
✔ Primary Open Angle Glaucoma (ADAMTS17 Exon 11, Basset Fauve de Bretagne Variant)	Clear
✔ Primary Open Angle Glaucoma (ADAMTS10 Exon 17, Beagle Variant)	Clear
✔ Primary Open Angle Glaucoma (ADAMTS10 Exon 9, Norwegian Elkhound Variant)	Clear
✔ Primary Open Angle Glaucoma and Primary Lens Luxation (ADAMTS17 Exon 2, Chinese Shar-Pei Variant)	Clear
✔ Progressive Retinal Atrophy (IFT122 Exon 26, Lapponian Herder Variant)	Clear
✔ Progressive Retinal Atrophy 5, PRA5 (NECAP1 Exon 6, Giant Schnauzer Variant)	Clear
✔ Progressive Retinal Atrophy, Bardet-Biedl Syndrome (BBS2 Exon 11, Shetland Sheepdog Variant)	Clear
✔ Progressive Retinal Atrophy, CNGA (CNGA1 Exon 9)	Clear
✔ Progressive Retinal Atrophy, crd4/cord1 (RPGRIP1)	Clear

Registration: N/A





# "JETT"

## SKYVIEW'S OFF TO THE RACES



DNA Test Report

Test Date: June 30th, 2025

[embk.me/skyviewsofftotheraces](https://embk.me/skyviewsofftotheraces)

### OTHER RESULTS

✓ Progressive Retinal Atrophy, PRA1 (CNGB1)	Clear
✓ Progressive Retinal Atrophy, PRA3 (FAM161A)	Clear
✓ Progressive Retinal Atrophy, prcd (PRCD Exon 1)	Clear
✓ Progressive Retinal Atrophy, rcd1 (PDE6B Exon 21, Irish Setter Variant)	Clear
✓ Progressive Retinal Atrophy, rcd3 (PDE6A)	Clear
✓ Proportionate Dwarfism (GH1 Exon 5, Chihuahua Variant)	Clear
✓ Protein Losing Nephropathy, PLN (NPHS1)	Clear
✓ Pyruvate Dehydrogenase Deficiency (PDP1, Spaniel Variant)	Clear
✓ Pyruvate Kinase Deficiency (PKLR Exon 7, Beagle Variant)	Clear
✓ Pyruvate Kinase Deficiency (PKLR Exon 10, Terrier Variant)	Clear
✓ Pyruvate Kinase Deficiency (PKLR Exon 7, Labrador Retriever Variant)	Clear
✓ Pyruvate Kinase Deficiency (PKLR Exon 7, Pug Variant)	Clear
✓ Raine Syndrome (FAM20C)	Clear
✓ Recurrent Inflammatory Pulmonary Disease, RIPD (AKNA, Rough Collie Variant)	Clear
✓ Renal Cystadenocarcinoma and Nodular Dermatofibrosis (FLCN Exon 7)	Clear
✓ Retina Dysplasia and/or Optic Nerve Hypoplasia (SIX6 Exon 1, Golden Retriever Variant)	Clear
✓ Sensory Neuropathy (FAM134B, Border Collie Variant)	Clear
✓ Severe Combined Immunodeficiency, SCID (PRKDC, Terrier Variant)	Clear

Registration: N/A





# "JETT"

## SKYVIEW'S OFF TO THE RACES



DNA Test Report

Test Date: June 30th, 2025

[embk.me/skyviewsofftotheraces](https://embk.me/skyviewsofftotheraces)

### OTHER RESULTS

✓ Severe Combined Immunodeficiency, SCID (RAG1, Wetterhoun Variant)	Clear
✓ Shaking Puppy Syndrome (PLP1, English Springer Spaniel Variant)	Clear
✓ Shar-Pei Autoinflammatory Disease, SPAID, Shar-Pei Fever (MTBP)	Clear
✓ Skeletal Dysplasia 2, SD2 (COL11A2, Labrador Retriever Variant)	Clear
✓ Skin Fragility Syndrome (PKP1, Chesapeake Bay Retriever Variant)	Clear
✓ Spinocerebellar Ataxia (SCN8A, Alpine Dachsbracke Variant)	Clear
✓ Spongy Degeneration with Cerebellar Ataxia 1 (KCNJ10)	Clear
✓ Spongy Degeneration with Cerebellar Ataxia 2 (ATP1B2)	Clear
✓ Stargardt Disease (ABCA4 Exon 28, Labrador Retriever Variant)	Clear
✓ Succinic Semialdehyde Dehydrogenase Deficiency (ALDH5A1 Exon 7, Saluki Variant)	Clear
✓ Thrombopathia (RASGRP1 Exon 5, American Eskimo Dog Variant)	Clear
✓ Thrombopathia (RASGRP1 Exon 5, Basset Hound Variant)	Clear
✓ Thrombopathia (RASGRP1 Exon 8, Landseer Variant)	Clear
✓ Trapped Neutrophil Syndrome, TNS (VPS13B)	Clear
✓ Ullrich-like Congenital Muscular Dystrophy (COL6A3 Exon 10, Labrador Retriever Variant)	Clear
✓ Ullrich-like Congenital Muscular Dystrophy (COL6A1 Exon 3, Landseer Variant)	Clear
✓ Unilateral Deafness and Vestibular Syndrome (PTPRQ Exon 39, Doberman Pinscher)	Clear
✓ Von Willebrand Disease Type I, Type I vWD (VWF)	Clear

Registration: N/A





# "JETT"

## SKYVIEW'S OFF TO THE RACES



DNA Test Report

Test Date: June 30th, 2025

[embk.me/skyviewsofftotheraces](https://embk.me/skyviewsofftotheraces)

### OTHER RESULTS

✓ Von Willebrand Disease Type II, Type II vWD (VWF, Pointer Variant)	Clear
✓ Von Willebrand Disease Type III, Type III vWD (VWF Exon 4, Terrier Variant)	Clear
✓ Von Willebrand Disease Type III, Type III vWD (VWF Intron 16, Nederlandse Kooikerhondje Variant)	Clear
✓ Von Willebrand Disease Type III, Type III vWD (VWF Exon 7, Shetland Sheepdog Variant)	Clear
✓ X-Linked Hereditary Nephropathy, XLHN (COL4A5 Exon 35, Samoyed Variant 2)	Clear
✓ X-Linked Myotubular Myopathy (MTM1, Labrador Retriever Variant)	Clear
✓ X-Linked Progressive Retinal Atrophy 1, XL-PRA1 (RPGR)	Clear
✓ X-linked Severe Combined Immunodeficiency, X-SCID (IL2RG Exon 1, Basset Hound Variant)	Clear
✓ X-linked Severe Combined Immunodeficiency, X-SCID (IL2RG, Corgi Variant)	Clear
✓ Xanthine Urolithiasis (XDH, Mixed Breed Variant)	Clear
✓ β-Mannosidosis (MANBA Exon 16, Mixed-Breed Variant)	Clear

Registration: N/A





# "JETT"

## SKYVIEW'S OFF TO THE RACES



DNA Test Report

Test Date: June 30th, 2025

[embk.me/skyviewsofftotheraces](https://embk.me/skyviewsofftotheraces)

## HEALTH REPORT

### Notable result

#### **Hypocatalasia, Acatalasemia**

Skyview's Off to the Races inherited one copy of the variant we tested for Hypocatalasia, Acatalasemia

#### **What does this result mean?**

This variant should not impact Jett's health. This variant is inherited in an autosomal recessive manner, meaning that a dog needs two copies of the variant to show signs of this condition. Jett is unlikely to develop this condition due to this variant because he only has one copy of the variant.

#### **Impact on Breeding**

Your dog carries this variant and will pass it on to ~50% of his offspring. You can email [breeders@embarkvet.com](mailto:breeders@embarkvet.com) to discuss with a genetic counselor how the genotype results should be applied to a breeding program.

#### **What is Hypocatalasia, Acatalasemia?**

Catalase is important in fighting reactive oxygen species, which can cause cellular damage. Fortunately, many enzymes can break down reactive oxygen species; as such acatalasemia is usually a benign disease: however, some acatalasemic dogs suffer from what is known as Takahara's disease, where patients have progressive mouth ulcers.

#### **When signs & symptoms develop in affected dogs**

This condition is most often diagnosed in adulthood.

#### **How vets diagnose this condition**

This condition is diagnosed through genetic testing. Oral disease can be diagnosed during a complete physical examination by your veterinarian. Some dogs require sedation for an oral exam due to pain.

#### **How this condition is treated**

No treatment is required unless mouth ulcerations are present. Ulcerations cause an increased susceptibility to oral infections, which must be monitored closely. Treatment options include regular dental care, judicious use of antibiotics, and soothing mouth sprays and rinses.

#### **Actions to take if your dog is affected**

- Please follow your veterinarian's advice to maintain your dog's dental health.



# "JETT"

## SKYVIEW'S OFF TO THE RACES



DNA Test Report

Test Date: June 30th, 2025

[embk.me/skyviewsofftotheraces](https://embk.me/skyviewsofftotheraces)

## HEALTH REPORT

### Notable result

#### **Methemoglobinemia**

Skyview's Off to the Races inherited both copies of the variant we tested for Methemoglobinemia  
Jett is not known to be at increased risk for Methemoglobinemia

#### **What does this result mean?**

We do not know whether this increases the risk that Jett will develop Methemoglobinemia.

#### **Scientific Basis**

Research studies for this variant have been based on dogs of other breeds. Not enough dogs with Jett's breed have been studied to know whether or not this variant will increase Jett's risk of developing this disease.

#### **Impact on Breeding**

Research into the clinical impact of this variant is ongoing. We recommend tracking this genetic result and incidence of Methemoglobinemia in your breeding program and related dogs.

#### **What is Methemoglobinemia?**

Oxygen is carried in the blood by hemoglobin. Methemoglobin forms when hemoglobin iron is oxidized, and it cannot carry oxygen in the blood. Methemoglobinemia is a disease where too much methemoglobin is present and the body no longer has the oxygen supply it needs to function. This disease was first described in a mixed breed dog.

#### **When signs & symptoms develop in affected dogs**

Signs often first appear with a concurrent disease, such as a respiratory infection, that causes affected dogs to decompensate.

#### **How vets diagnose this condition**

Genetic and laboratory testing can be used to diagnose this condition. Please note that there are also toxins that can cause this condition.

#### **How this condition is treated**

Methylene blue can be administered to control the clinical signs, however, this is not a cure and is a long term therapy. Treatment of concurrent infections or inflammation is also recommended.

#### **Actions to take if your dog is affected**

- Please see your veterinarian as soon as possible if you suspect a respiratory infection or any other breathing difficulties as these can become life threatening if not addressed.



"JETT"

## SKYVIEW'S OFF TO THE RACES



DNA Test Report

Test Date: June 30th, 2025

embk.me/skyviewsofftotheraces

## INBREEDING AND DIVERSITY

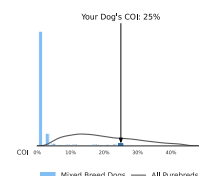
### CATEGORY

### RESULT

#### Coefficient Of Inbreeding

Our genetic COI measures the proportion of your dog's genome where the genes on the mother's side are identical by descent to those on the father's side.

25%

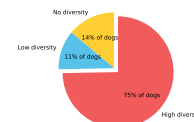


#### MHC Class II - DLA DRB1

A Dog Leukocyte Antigen (DLA) gene, DRB1 encodes a major histocompatibility complex (MHC) protein involved in the immune response. Some studies have shown associations between certain DRB1 haplotypes and autoimmune diseases such as Addison's disease (hypoadrenocorticism) in certain dog breeds, but these findings have yet to be scientifically validated.

#### High Diversity

How common is this amount of diversity in mixed breed dogs:



#### MHC Class II - DLA DQA1 and DQB1

DQA1 and DQB1 are two tightly linked DLA genes that code for MHC proteins involved in the immune response. A number of studies have shown correlations of DQA-DQB1 haplotypes and certain autoimmune diseases; however, these have not yet been scientifically validated.

#### High Diversity

How common is this amount of diversity in mixed breed dogs:

